

# PC Report

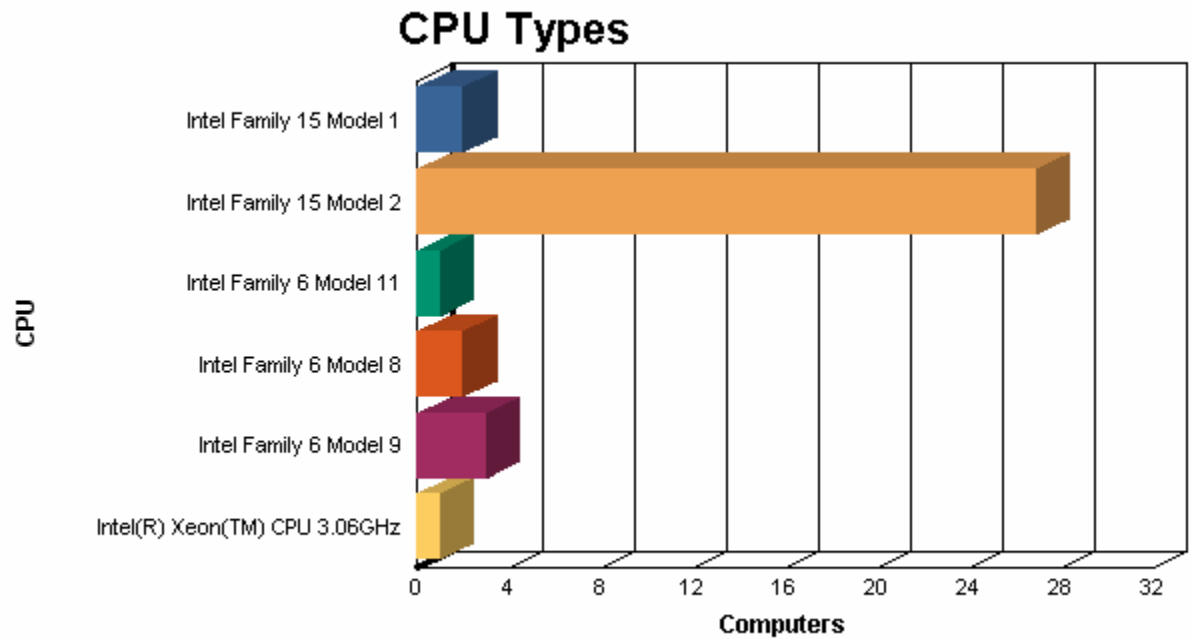


Printed Date:6/16/05

### Report Description:

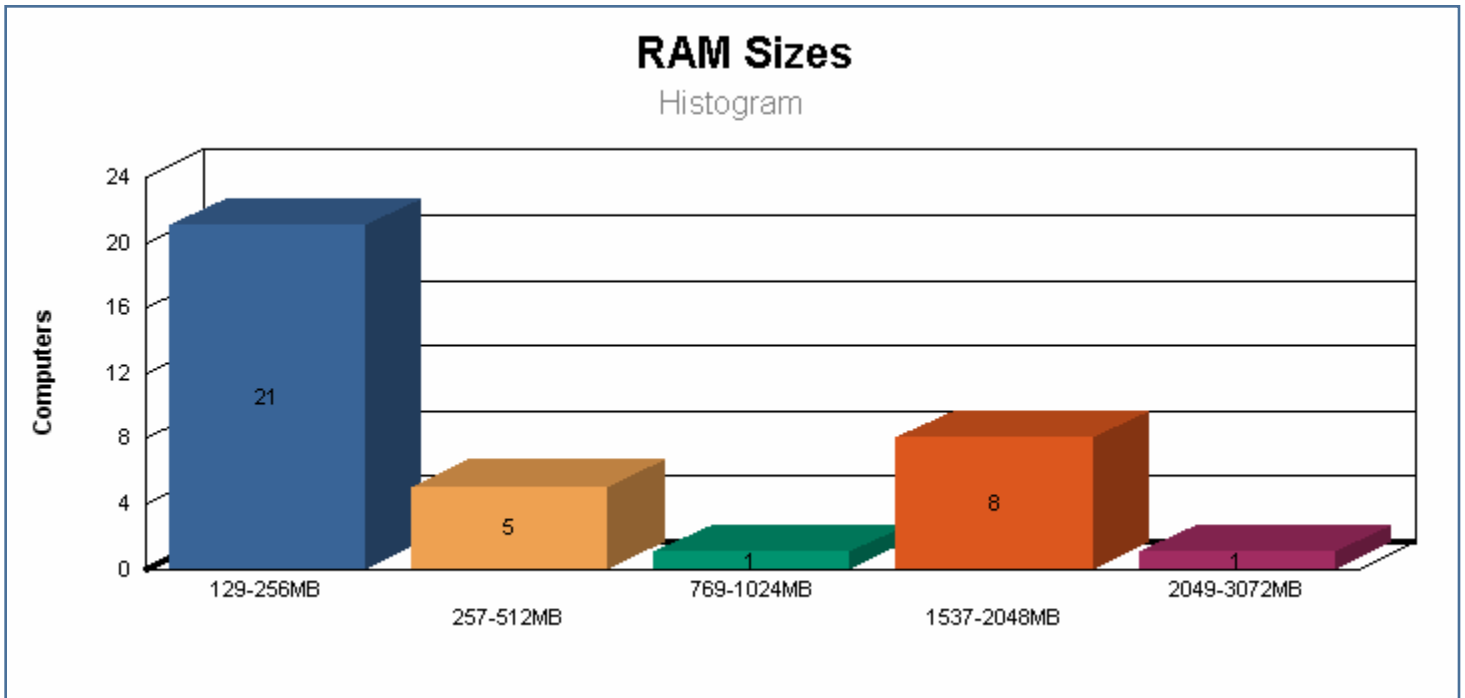
This report gives you an overview of your computers' performance properties while at the same time pinpointing the worst computers with respect to memory, disk space and network speed.

Agent group:All agents





Printed Date: 6/16/05



### RAM Sizes

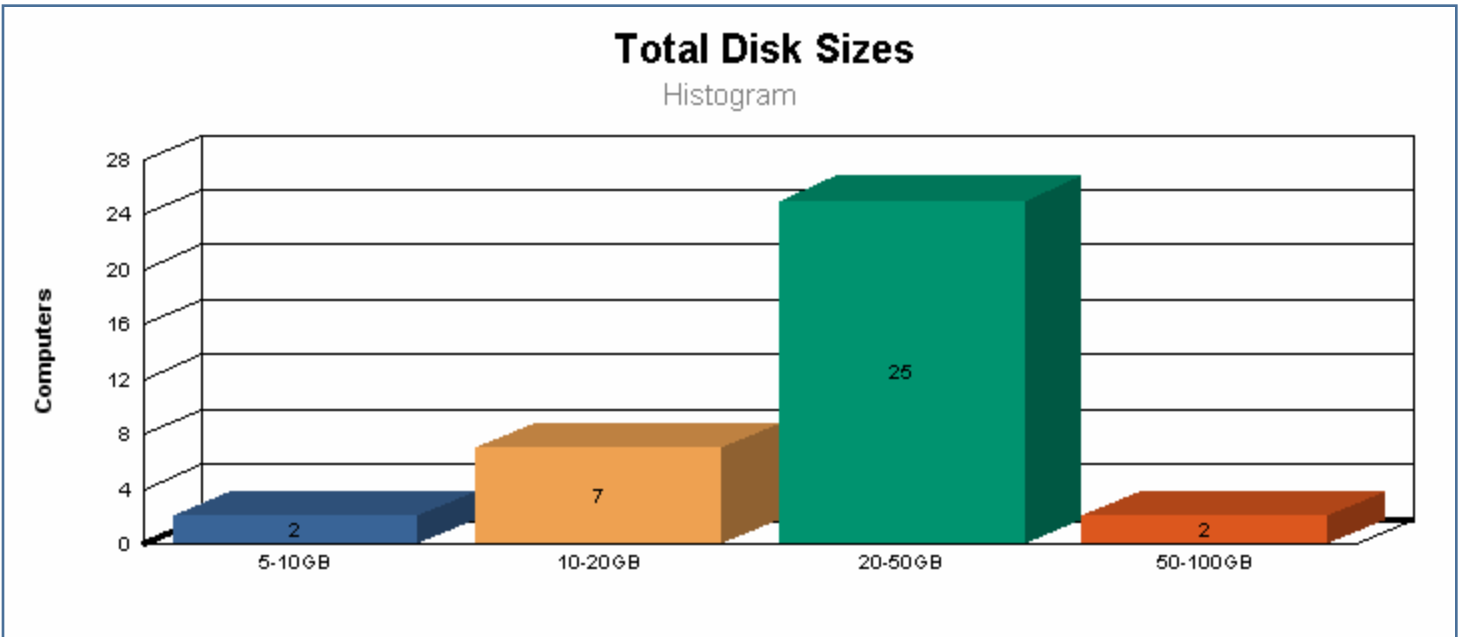
Worst 25

#	RAM	ID	User name	Computer	IP - Address
1	248 MB	15	lcalderazzo	USPRDT04	172.16.135.24
2	248 MB	30	USPRDT09\$	USPRDT09	172.16.135.9
3	252 MB	11	<unknown>	LERVETE-XBXLXV1	172.16.81.40
4	252 MB	25	USPRDT11\$	USPRDT11	172.16.135.10
5	252 MB	29	USPRDT7\$	USPRDT7	172.16.135.11
6	252 MB	32	mbetke	USOPTDT-KCY0BRP	172.16.77.39
7	252 MB	33	tracyg	USOPTDT-KCY0BTG	172.16.77.33
8	252 MB	34	USOPTDT-KCY0BBD\$	USOPTDT-KCY0BBD	172.16.77.50
9	256 MB	26	<unknown>	USPRLT10	172.16.135.23
10	256 MB	22	<unknown>	USPRDT	172.16.135.1
11	256 MB	12	cregan	USHSCRDT	172.16.3.176
12	320 MB	14	SYSTEM	SANDBERG	172.16.89.21
13	376 MB	23	USPRLT05\$	USPRLT05	192.168.1.46
14	512 MB	16	lee_kent	KENTL	172.16.89.39
15	512 MB	7	USHSMF7\$	USHSMF7	172.16.2.63
16	1024 MB	6	CITRIX02\$	CITRIX02	172.16.2.183
17	2048 MB	1	USHSMF6\$	USHSMF6	172.16.2.64
18	2048 MB	2	USHSMF01\$	USHSMF01	172.16.2.98
19	2048 MB	3	USHSMF2\$	USHSMF2	172.16.2.93
20	2048 MB	4	USHSMF3\$	USHSMF3	172.16.2.91
21	2048 MB	5	USHSMF4\$	USHSMF4	172.16.2.73
22	2048 MB	8	USHSMF10\$	USHSMF10	172.16.2.53
23	2048 MB	9	USHSMF09\$	USHSMF09	172.16.2.86
24	2048 MB	31	USHSMF11\$	USHSMF11	172.16.2.132
25	2560 MB	13	jmurano	CTX02	172.16.2.166

# PC Report



Printed Date: 6/16/05



\* Value is the sum of all hard disks in the computer

### Total Disk Sizes

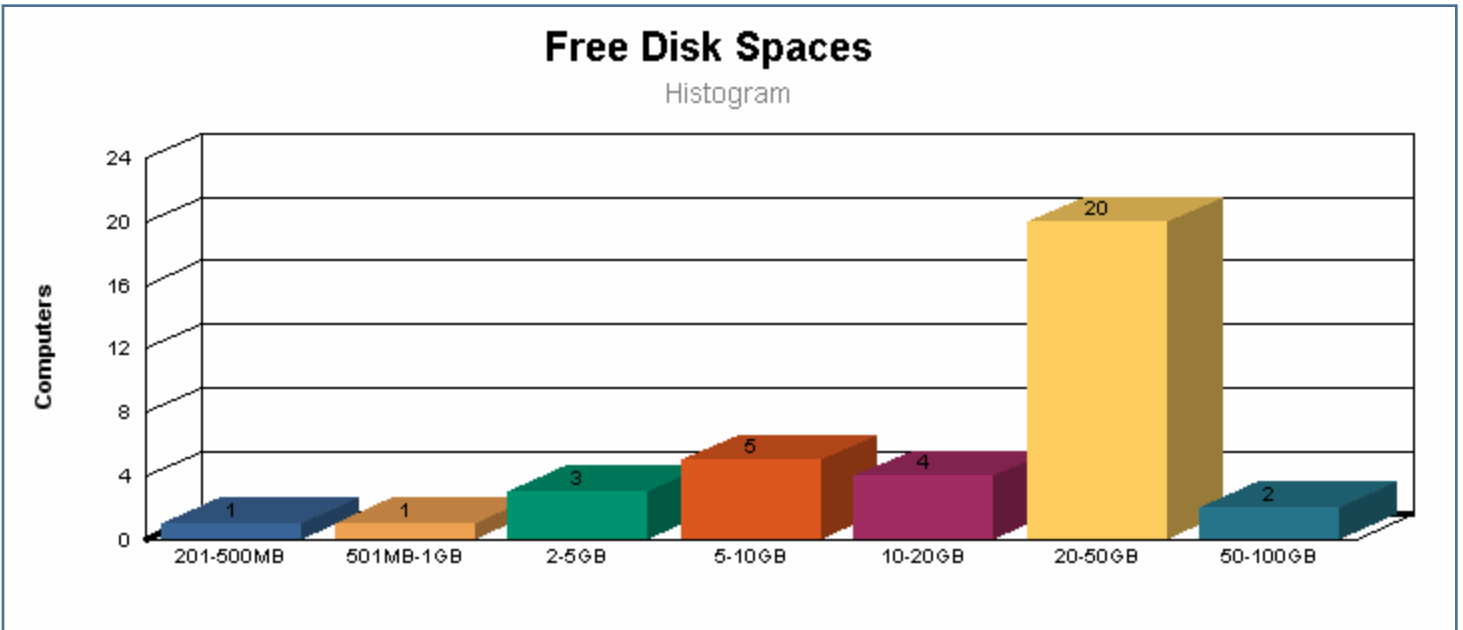
Worst 25

#	Total Disk Size	ID	User name	Computer	IP - Address
1	5985 MB	13	jmurano	CTX02	172.16.2.166
2	6194 MB	14	SYSTEM	SANDBERG	172.16.89.21
3	11443 MB	22	<unknown>	USPRDT	172.16.135.1
4	16079 MB	26	<unknown>	USPRLT10	172.16.135.23
5	17298 MB	3	USHSMF2\$	USHSMF2	172.16.2.93
6	17352 MB	4	USHSMF3\$	USHSMF3	172.16.2.91
7	17353 MB	2	USHSMF01\$	USHSMF01	172.16.2.98
8	17353 MB	5	USHSMF4\$	USHSMF4	172.16.2.73
9	34677 MB	16	lee_kent	KENTL	172.16.89.39
10	34702 MB	31	USHSMF11\$	USHSMF11	172.16.2.132
11	34707 MB	1	USHSMF6\$	USHSMF6	172.16.2.64
12	34710 MB	9	USHSMF09\$	USHSMF09	172.16.2.86
13	35738 MB	15	lcalderazzo	USPRDT04	172.16.135.24
14	35738 MB	30	USPRDT09\$	USPRDT09	172.16.135.9
15	35785 MB	11	<unknown>	LERVETE-XBXLXV1	172.16.81.40
16	35793 MB	29	USPRDT7\$	USPRDT7	172.16.135.11
17	35793 MB	32	mbetke	USOPTDT-KCY0BRP	172.16.77.39
18	35793 MB	33	tracyg	USOPTDT-KCY0BTG	172.16.77.33
19	35793 MB	34	USOPTDT-KCY0BBD\$	USOPTDT-KCY0BBD	172.16.77.50
20	36044 MB	25	USPRDT11\$	USPRDT11	172.16.135.10
21	38138 MB	12	cregan	USHSCRDT	172.16.3.176
22	38152 MB	7	USHSMF7\$	USHSMF7	172.16.2.63
23	38154 MB	23	USPRLT05\$	USPRLT05	192.168.1.46
24	69381 MB	6	CITRIX02\$	CITRIX02	172.16.2.183
25	69876 MB	8	USHSMF10\$	USHSMF10	172.16.2.53

# PC Report



Printed Date: 6/16/05



\* Value is the sum of all hard drives in the computer

### Free Disk Space

Worst 25

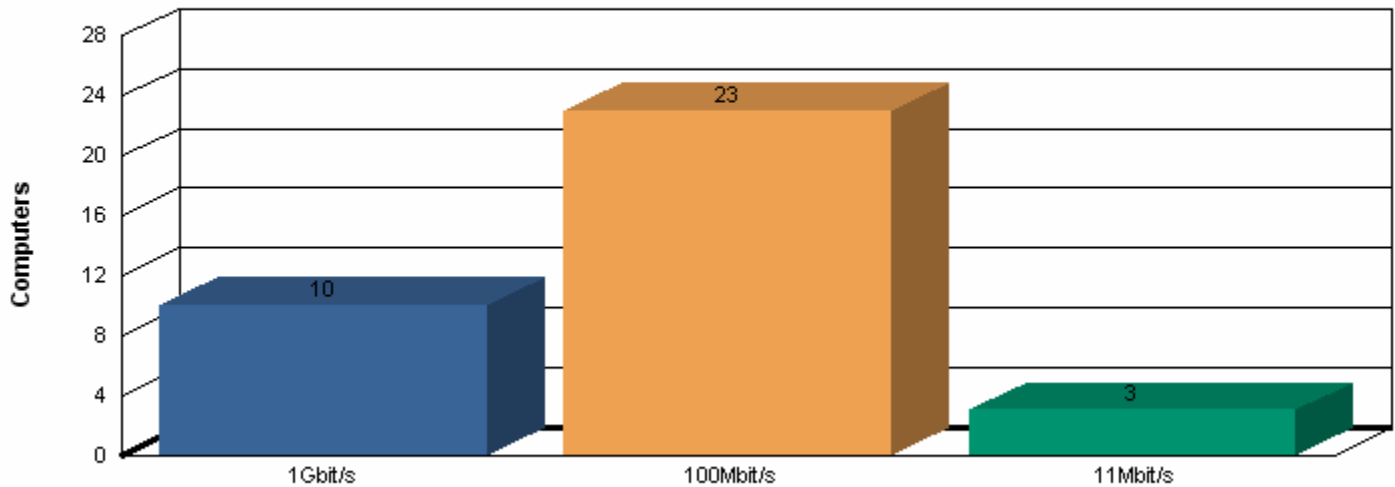
#	Free Disk	ID	User name	Computer	IP - Address
1	374 MB	14	SYSTEM	SANDBERGP	172.16.89.21
2	621 MB	26	<unknown>	USPRLT10	172.16.135.23
3	2139 MB	13	jmurano	CTX02	172.16.2.166
4	2428 MB	22	<unknown>	USPRDT	172.16.135.1
5	3926 MB	16	lee_kent	KENTL	172.16.89.39
6	5195 MB	3	USHSMF2\$	USHSMF2	172.16.2.93
7	6923 MB	5	USHSMF4\$	USHSMF4	172.16.2.73
8	7258 MB	2	USHSMF01\$	USHSMF01	172.16.2.98
9	8814 MB	4	USHSMF3\$	USHSMF3	172.16.2.91
10	17588 MB	33	tracyg	USOPTDT-KCY0BTG	172.16.77.33
11	23452 MB	1	USHSMF6\$	USHSMF6	172.16.2.64
12	24416 MB	30	USPRDT09\$	USPRDT09	172.16.135.9
13	24480 MB	31	USHSMF11\$	USHSMF11	172.16.2.132
14	25309 MB	15	lcalderazzo	USPRDT04	172.16.135.24
15	25462 MB	29	USPRDT7\$	USPRDT7	172.16.135.11
16	25970 MB	34	USOPTDT-KCY0BBD\$	USOPTDT-KCY0BBD	172.16.77.50
17	26061 MB	9	USHSMF09\$	USHSMF09	172.16.2.86
18	27875 MB	32	mbetke	USOPTDT-KCY0BRP	172.16.77.39
19	27890 MB	12	cregan	USHSCRDT	172.16.3.176
20	28582 MB	11	<unknown>	LERVETE-XBXLXV1	172.16.81.40



Printed Date: 6/16/05

## Network Speeds

Histogram



## Network Speeds

Worst 25

#	Network Speed	ID	User name	Computer	IP - Address
1	11 Mbit/s	16	lee_kent	KENTL	172.16.89.39
2	11 Mbit/s	23	USPRLT05\$	USPRLT05	192.168.1.46
3	100 Mbit/s	6	CITRIX02\$	CITRIX02	172.16.2.183
4	100 Mbit/s	11	<unknown>	LERVETE-XBXLXV1	172.16.81.40
5	100 Mbit/s	12	cregan	USHSCRDT	172.16.3.176
6	100 Mbit/s	14	SYSTEM	SANDBERGP	172.16.89.21
7	100 Mbit/s	15	lcalderazzo	USPRDT04	172.16.135.24
8	100 Mbit/s	22	<unknown>	USPRDT	172.16.135.1
9	100 Mbit/s	25	USPRDT11\$	USPRDT11	172.16.135.10
10	100 Mbit/s	26	<unknown>	USPRLT10	172.16.135.23
11	100 Mbit/s	29	USPRDT7\$	USPRDT7	172.16.135.11
12	100 Mbit/s	30	USPRDT09\$	USPRDT09	172.16.135.9
13	100 Mbit/s	32	mbetke	USOPTDT-KCY0BRP	172.16.77.39
14	100 Mbit/s	33	tracyg	USOPTDT-KCY0BTG	172.16.77.33
15	100 Mbit/s	34	USOPTDT-KCY0BBD\$	USOPTDT-KCY0BBD	172.16.77.50
16	1 Gbit/s	1	USHSMF6\$	USHSMF6	172.16.2.64
17	1 Gbit/s	2	USHSMF01\$	USHSMF01	172.16.2.98
18	1 Gbit/s	3	USHSMF2\$	USHSMF2	172.16.2.93
19	1 Gbit/s	4	USHSMF3\$	USHSMF3	172.16.2.91
20	1 Gbit/s	5	USHSMF4\$	USHSMF4	172.16.2.73
21	1 Gbit/s	7	USHSMF7\$	USHSMF7	172.16.2.63
22	1 Gbit/s	8	USHSMF10\$	USHSMF10	172.16.2.53
23	1 Gbit/s	9	USHSMF09\$	USHSMF09	172.16.2.86
24	1 Gbit/s	13	jmurano	CTX02	172.16.2.166
25	1 Gbit/s	31	USHSMF11\$	USHSMF11	172.16.2.132

# PC Report



Printed Date: 6/16/05

